



# Oklahoma Mobile ID App Instructions

## Before you get started:

- You are only able to access the OK ID app with an email invite from Apple TestFlight.  
*Note: Open the email on the mobile device you to install the OK ID app.*
- See the attached FAQ sheet, message OK ID support (mdlsupport@us.idemia.com) or speak with an IDEMIA representative by calling +1-844-321-2096

## 1 Enrollment



### Download TestFlight App

- Open the TestFlight email on your desired mobile device.
- Tap on the link in the email.
- The TestFlight app should be prompted to download.

*Note: Open the email on the mobile device you wish to access OK ID with.*



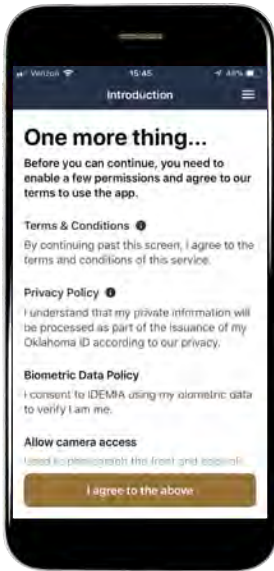
### Oklahoma ID Access

- After the TestFlight app is open, check the app for access to the OK ID app.
- Tap install to download the OK ID app.



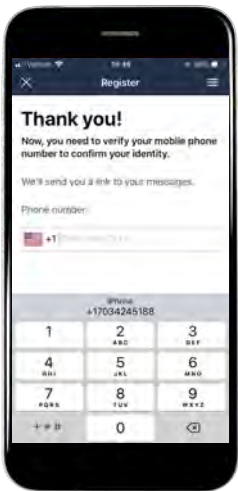
### Get Started with Mobile ID

- Open the OK ID app.
- Read through the opening tutorial.



## Terms and Conditions

- Tap the **Allow** button to be sent notifications from OK ID app.
- Tap the **I Agree to the Above** button at the bottom of the screen.



## Phone Number Verification

To verify your phone number:

- Enter your phone number and tap continue.
- Tap on the link sent to you via text.
- This helps bind your identity with OK ID and your mobile device.

*Note: The link should be accessed from the device you wish to access OK ID from.*

## Scanning the Card (Front)





- Tap **Allow** for OK ID to access your camera.
- Place your license on a dark background in a well-lit area.
- Use your valid government issued Oklahoma Adult driver license, CDL, or ID card.
- The card image will be captured automatically when the card is within the outline boundary.



## Scanning the Card (Back)

- Flip your ID over and follow the same steps from before.
- The card is validated using the AAMVA 2D barcode on the back of the card.



## Selfie with Liveness Detection

- Keep your face centered in the frame.
- Allow for the app to automatically snap a picture of your face -- it is normal if the picture on the screen is out of focus.
- This step will help to validate the user against their DPS photo.
- Connect the dots using only the movement of your face.

*Note: Please remove any accessories that you may be wearing.*

## Activation!



- Click the **Activate!** button to begin using the OK ID app.
- Create a 6-digit passcode for unlocking the app.
- Optionally, allow for your device biometrics to be used to unlock the OK ID app.

*Note: Your personal identity information after the enrollment process is not kept in the cloud.*

# 2

## Using the App

### The IDs Tab



- Hold down one finger on the license to see the rotating emblem and rippling effect. These optical verification tools help prove authenticity of the OK ID app.
- Tap anywhere on the license to flip to the back. The AAMVA 2D barcode can be scanned similarly to the physical license.
- Any attributes and privileges (endorsements, restrictions, etc.) are displayed on the digitally rendered ID.
- The data on the license is updated from the OK DPS each time there is a change to your information (when you have cellular/WiFi access).

### Optical Verification Features

- Patent pending optical verification features help prove/demonstrate the authenticity of your mobile ID for in-person usage.

### Privacy View Page

- Situationally choose between how much information you would like to be displayed.
- A display of your full information is available along with 4 other privacy views.
- Generate scan-able barcode from each privacy view for easy and quick use.



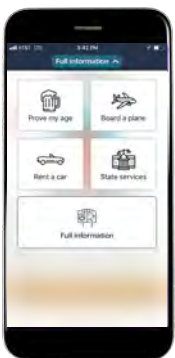
Symbol



Rendered Selfie



Ripple Effect







## Scan and Requests Tabs

- You will be able to authenticate your identity using secure online protocols.
- Both commercial partners and state agencies will allow for online login.



## Re-opening the OK ID App

- Any time you want to re-access your mobile ID you can verify your identity using the following:
  - Your 6-digit passcode
  - The device's biometric (Touch ID, Face ID)
  - Your selfie



For 24/7 support call +1-844-321-2096 or email at [mdlsupport@us.idemia.com](mailto:mdlsupport@us.idemia.com).